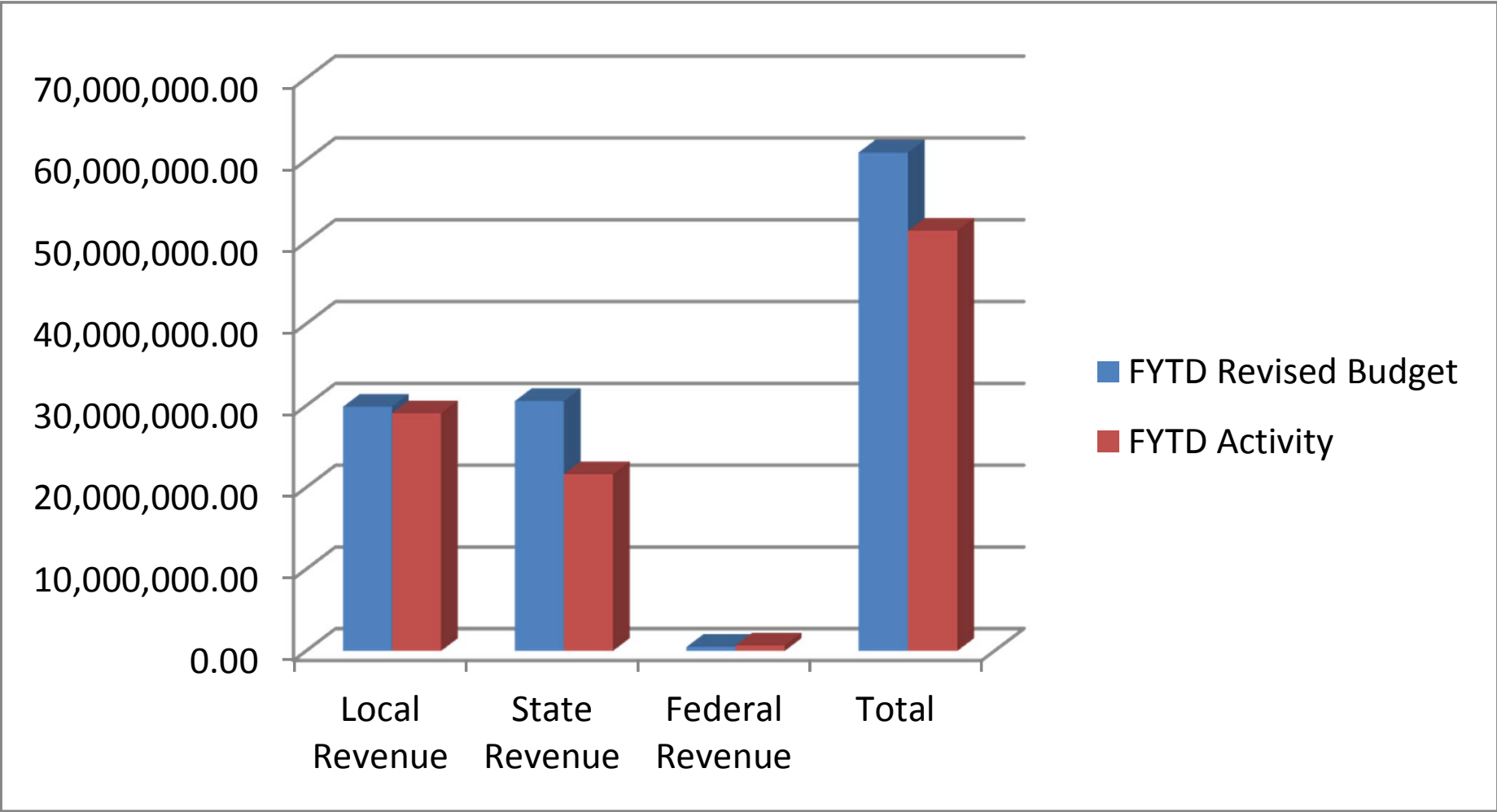


**CEDAR HILL ISD  
BOARD OF TRUSTEES  
MAY 31, 2016  
FINANCIAL  
STATEMENTS**

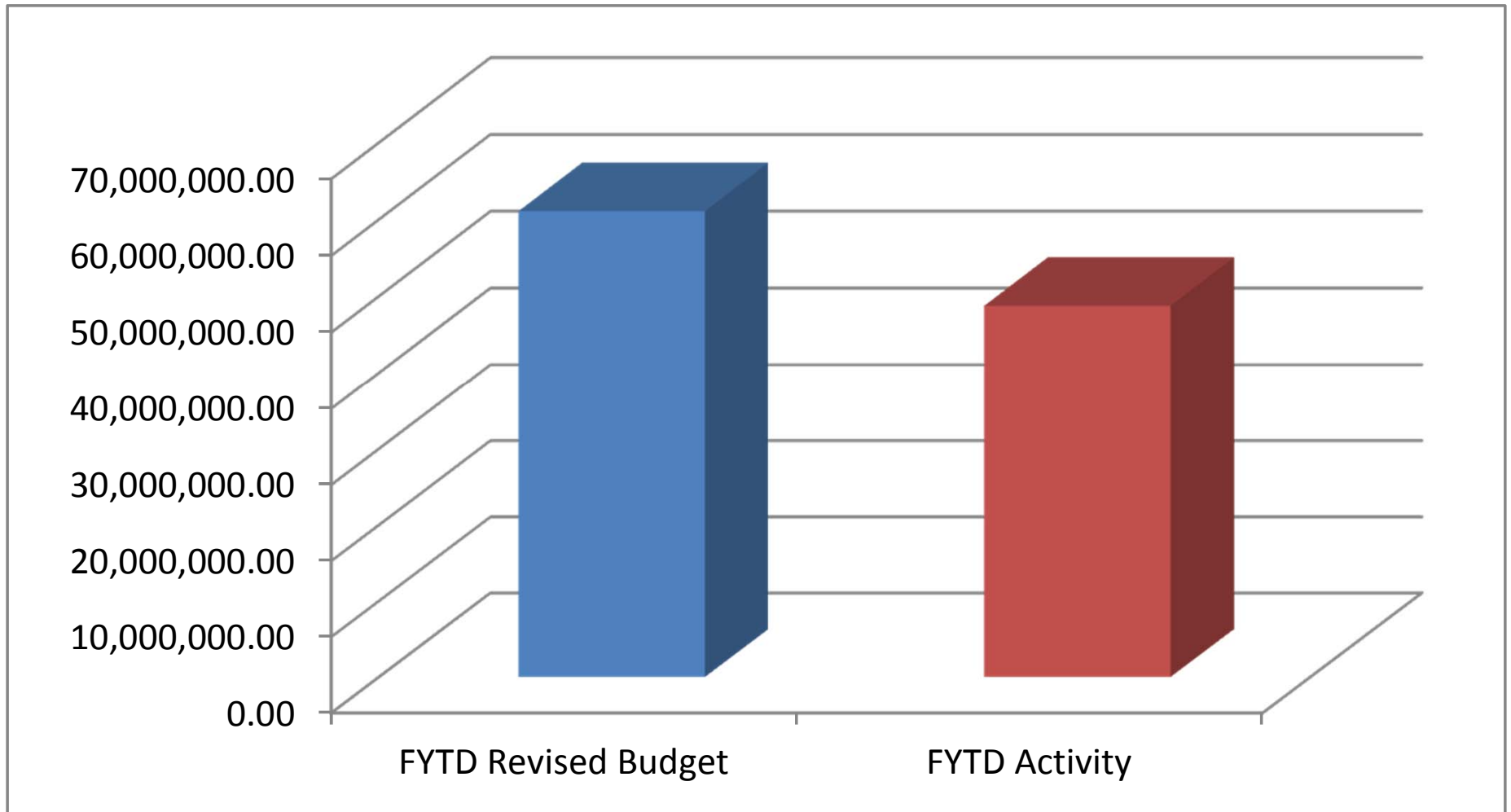
*Rounding differences may occur on the following spreadsheets due to Excel formula conversions when both dollars and cents are entered. This, in turn, may cause minimal discrepancies in the footing and/or cross footing of columns.*

# **GENERAL FUND**



|     |              |                | 2015-2016              | 2015-16                  | 2015-16              | 2015-16 FYTD            | 2015-16       |
|-----|--------------|----------------|------------------------|--------------------------|----------------------|-------------------------|---------------|
|     | <u>FN</u>    | <u>OBJ</u>     | <u>Original Budget</u> | <u>FYTD Revised Bdgt</u> | <u>FYTD Activity</u> | <u>Unencumbered Bal</u> | <u>FYTD %</u> |
| 199 | GENERAL FUND |                |                        |                          |                      |                         |               |
| 00  |              |                |                        |                          |                      |                         |               |
| --- | R 00 57--    | -- -- -- -- -- | 29,353,625.00          | 29,874,754.00            | 29,072,648.03        | 805,694.97              | 97.32         |
| --- | R 00 58--    | -- -- -- -- -- | 30,565,009.00          | 30,565,009.00            | 21,632,328.70        | 8,932,680.30            | 70.77         |
| --- | R 00 59--    | -- -- -- -- -- | 489,000.00             | 489,000.00               | 673,869.48           | -184,869.48             | 137.81        |
| --- | R 00         | ----           | 60,407,634.00          | 60,928,763.00            | 51,378,846.21        | 9,553,505.79            | 84.33         |
| --- | - - -        | ----           | 60,407,634.00          | 60,928,763.00            | 51,378,846.21        | 9,553,505.79            | 84.33         |

Board Monthly Reports-199 General Fund Expenses-May 2016



|     | FN                            | OBJ  | 2015-2016<br>Original Budget | 2015-16<br>FYTD Revised Bdgt | 2015-16<br>FYTD Activity | Encumbered<br>Amount | 2015-16 FYTD<br>Unencumbered Bal | 2015-16<br>FYTD % |
|-----|-------------------------------|------|------------------------------|------------------------------|--------------------------|----------------------|----------------------------------|-------------------|
| 199 | GENERAL FUND                  |      |                              |                              |                          |                      |                                  |                   |
| 11  | INSTRUCTION                   |      |                              |                              |                          |                      |                                  |                   |
| --- | E 11                          | ---- | 34,141,766.00                | 33,986,134.78                | 25,589,226.73            | 307,143.61           | 8,089,764.44                     | 76.20%            |
| 12  | INST. RESOURCES & MEDIA SVCS  |      |                              |                              |                          |                      |                                  |                   |
| --- | E 12                          | ---- | 730,382.00                   | 730,382.00                   | 534,452.94               | 5,926.43             | 190,002.63                       | 73.99%            |
| 13  | CURRICULUM DEV.& INST.STF DEV |      |                              |                              |                          |                      |                                  |                   |
| --- | E 13                          | ---- | 969,304.00                   | 1,088,103.00                 | 948,161.10               | 39,173.95            | 100,767.95                       | 90.74%            |
| 21  | INSTRUCTIONAL LEADERSHIP      |      |                              |                              |                          |                      |                                  |                   |
| --- | E 21                          | ---- | 590,317.00                   | 537,161.00                   | 495,880.58               | 2,438.87             | 38,841.55                        | 92.77%            |
| 23  | SCHOOL LEADERSHIP             |      |                              |                              |                          |                      |                                  |                   |
| --- | E 23                          | ---- | 4,005,884.00                 | 4,005,625.22                 | 3,419,770.37             | 14,515.76            | 571,339.09                       | 85.74%            |
| 31  | GUIDANCE & COUNSELING         |      |                              |                              |                          |                      |                                  |                   |
| --- | E 31                          | ---- | 2,224,041.00                 | 2,228,991.00                 | 1,919,281.64             | 16,698.98            | 293,010.38                       | 86.85%            |
| 33  | HEALTH SERVICES               |      |                              |                              |                          |                      |                                  |                   |
| --- | E 33                          | ---- | 762,641.00                   | 762,641.00                   | 529,835.13               | 4,339.32             | 228,466.55                       | 70.04%            |

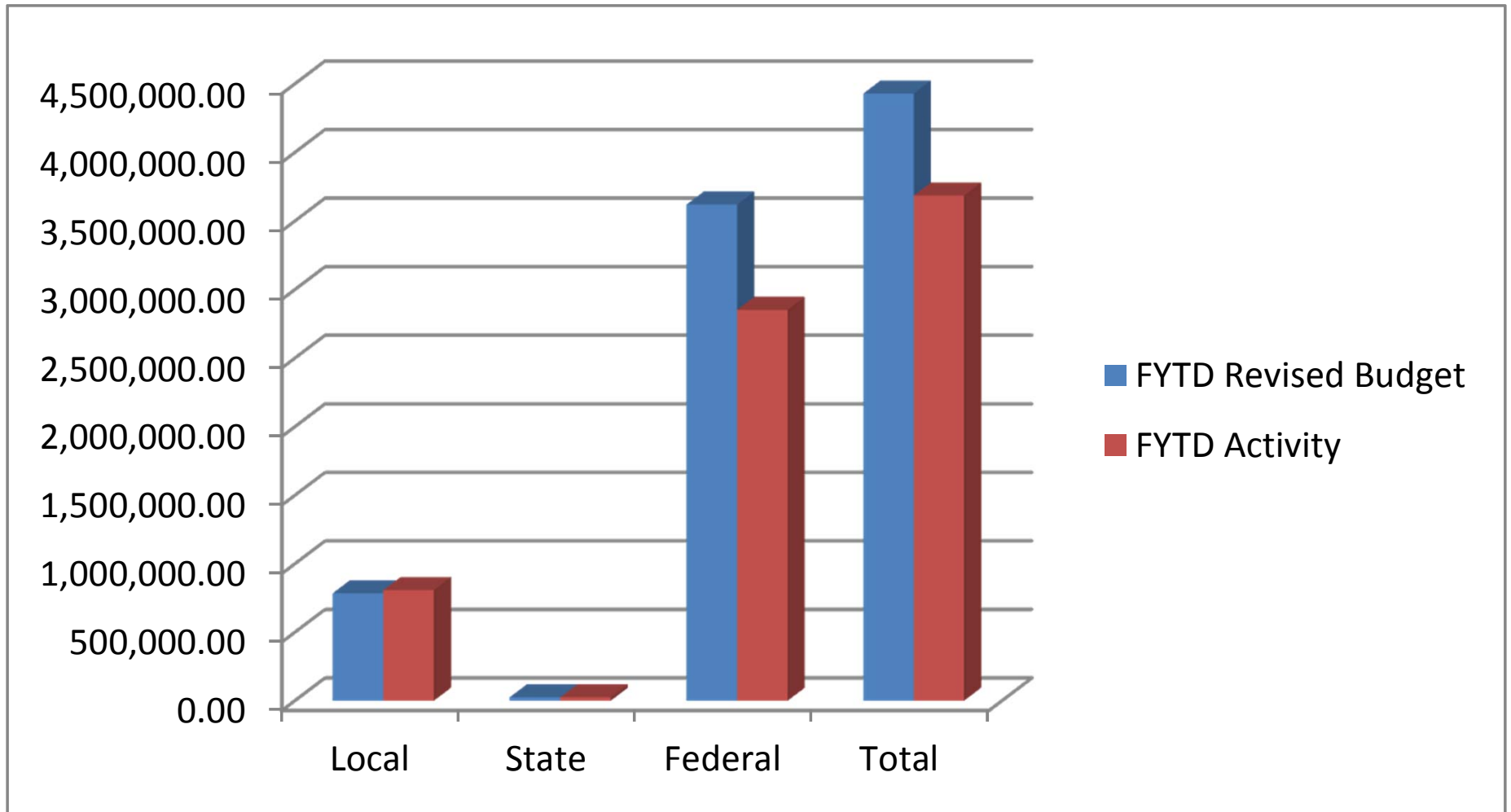
|     | FN                             | OBJ  | 2015-2016<br>Original Budget | 2015-16<br>FYTD Revised Bdgt | 2015-16<br>FYTD Activity | Encumbered<br>Amount | 2015-16 FYTD<br>Unencumbered Bal | 2015-16<br>FYTD % |
|-----|--------------------------------|------|------------------------------|------------------------------|--------------------------|----------------------|----------------------------------|-------------------|
| 199 | GENERAL FUND                   |      |                              |                              |                          |                      |                                  |                   |
| 34  | PUPIL TRANSPORTATION           |      |                              |                              |                          |                      |                                  |                   |
| --- | E 34                           | ---- | 1,625,065.00                 | 1,625,065.00                 | 1,378,161.50             | 152,075.19           | 94,828.31                        | 94.16%            |
|     |                                |      |                              |                              |                          |                      |                                  |                   |
| 36  | COCURR./EXTRACURR.ACTIVITIES   |      |                              |                              |                          |                      |                                  |                   |
| --- | E 36                           | ---- | 2,055,827.00                 | 2,083,827.00                 | 1,637,069.02             | 85,996.16            | 360,761.82                       | 82.69%            |
|     |                                |      |                              |                              |                          |                      |                                  |                   |
| 41  | GENERAL ADMINISTRATION         |      |                              |                              |                          |                      |                                  |                   |
| --- | E 41                           | ---- | 2,453,044.00                 | 2,420,841.00                 | 1,962,239.96             | 27,778.97            | 430,822.07                       | 82.20%            |
|     |                                |      |                              |                              |                          |                      |                                  |                   |
| 51  | PLANT MAINTENANCE & OPERATIONS |      |                              |                              |                          |                      |                                  |                   |
| --- | E 51                           | ---- | 8,056,410.00                 | 8,617,539.00                 | 5,932,335.33             | 1,117,391.25         | 1,567,812.42                     | 81.81%            |
|     |                                |      |                              |                              |                          |                      |                                  |                   |
| 52  | SECURITY & MONITORING SERVICES |      |                              |                              |                          |                      |                                  |                   |
| --- | E 52                           | ---- | 1,251,785.00                 | 1,356,965.00                 | 1,158,817.73             | 5,212.03             | 192,935.24                       | 85.78%            |
|     |                                |      |                              |                              |                          |                      |                                  |                   |
| 53  | DATA PROCESSING SERVICES       |      |                              |                              |                          |                      |                                  |                   |
| --- | E 53                           | ---- | 1,025,108.00                 | 1,032,608.00                 | 923,051.24               | 71,271.72            | 38,285.04                        | 96.29%            |
|     |                                |      |                              |                              |                          |                      |                                  |                   |
| 61  | COMMUNITY SERVICES             |      |                              |                              |                          |                      |                                  |                   |
| --- | E 61                           | ---- | 159,141.00                   | 159,141.00                   | 150,276.85               | 9,301.06             | -436.91                          | 100.27%           |

|     | FN                             | OBJ  | 2015-2016<br>Original Budget | 2015-16<br>FYTD Revised Bdgt | 2015-16<br>FYTD Activity | Encumbered<br>Amount | 2015-16 FYTD<br>Unencumbered Bal | 2015-16<br>FYTD % |
|-----|--------------------------------|------|------------------------------|------------------------------|--------------------------|----------------------|----------------------------------|-------------------|
| 199 | GENERAL FUND                   |      |                              |                              |                          |                      |                                  |                   |
| 93  | PAYMENTS TO FISCAL AGENTS\MBRS |      |                              |                              |                          |                      |                                  |                   |
| --- | E 93                           | ---- | 69,461.00                    | 69,461.00                    | 7,775.00                 | 0.00                 | 61,686.00                        | 11.19%            |
| 95  | PMT TO JJAEP                   |      |                              |                              |                          |                      |                                  |                   |
| --- | E 95                           | ---- | 35,000.00                    | 35,000.00                    | 14,965.51                | 2,280.00             | 17,754.49                        | 49.27%            |
| 97  | Tax Increment Fund             |      |                              |                              |                          |                      |                                  |                   |
| --- | E 97                           | ---- | 87,000.00                    | 179,000.00                   | 142,822.00               | 0.00                 | 36,178.00                        | 79.79%            |
| 99  | OTHER INTERGOVERNMENTAL CHARGE |      |                              |                              |                          |                      |                                  |                   |
| --- | E 99                           | ---- | 163,000.00                   | 163,000.00                   | 147,056.56               | 0.00                 | 15,943.44                        | 90.22%            |
| --- |                                | ---- | 60,405,176.00                | 61,081,485.00                | 46,891,179.19            | 1,861,543.30         | 12,328,762.51                    | 79.82%            |

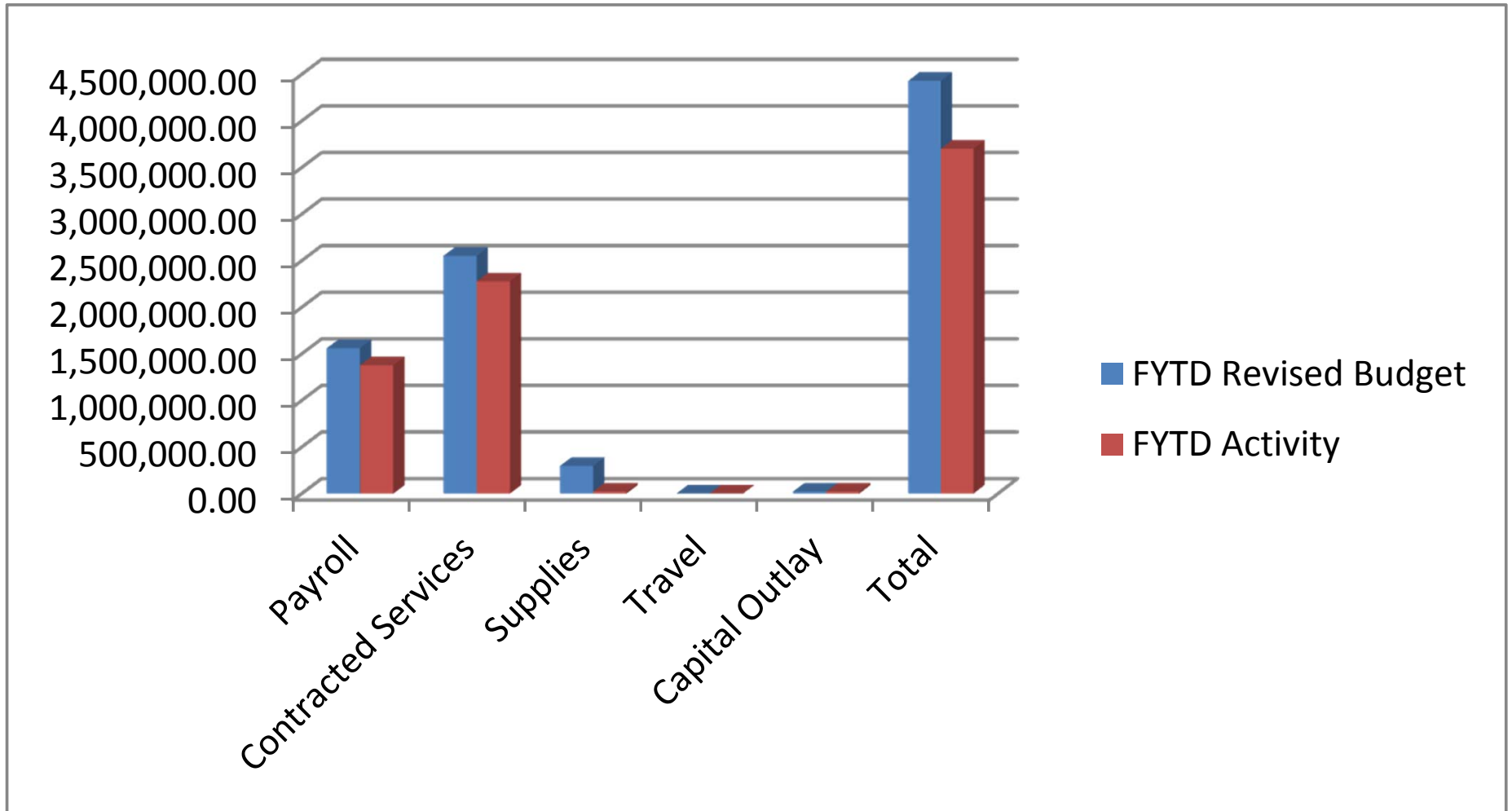


**FOOD SERVICE  
FUND**

Board Monthly Reports-240 Child Nutrition Revenue-May 2016



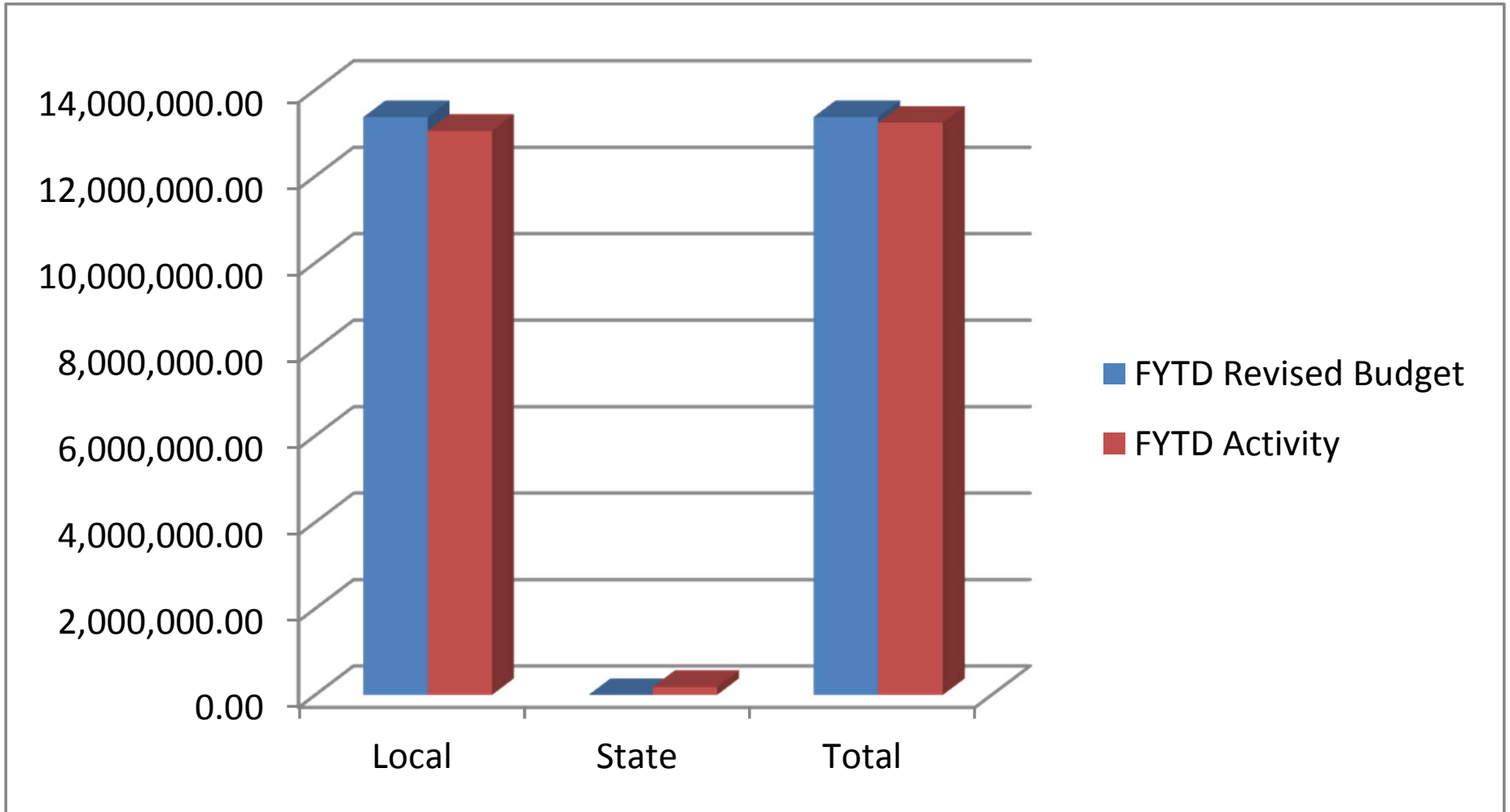
Board Monthly Reports-240 Child Nutrition Expenditures-May 2016

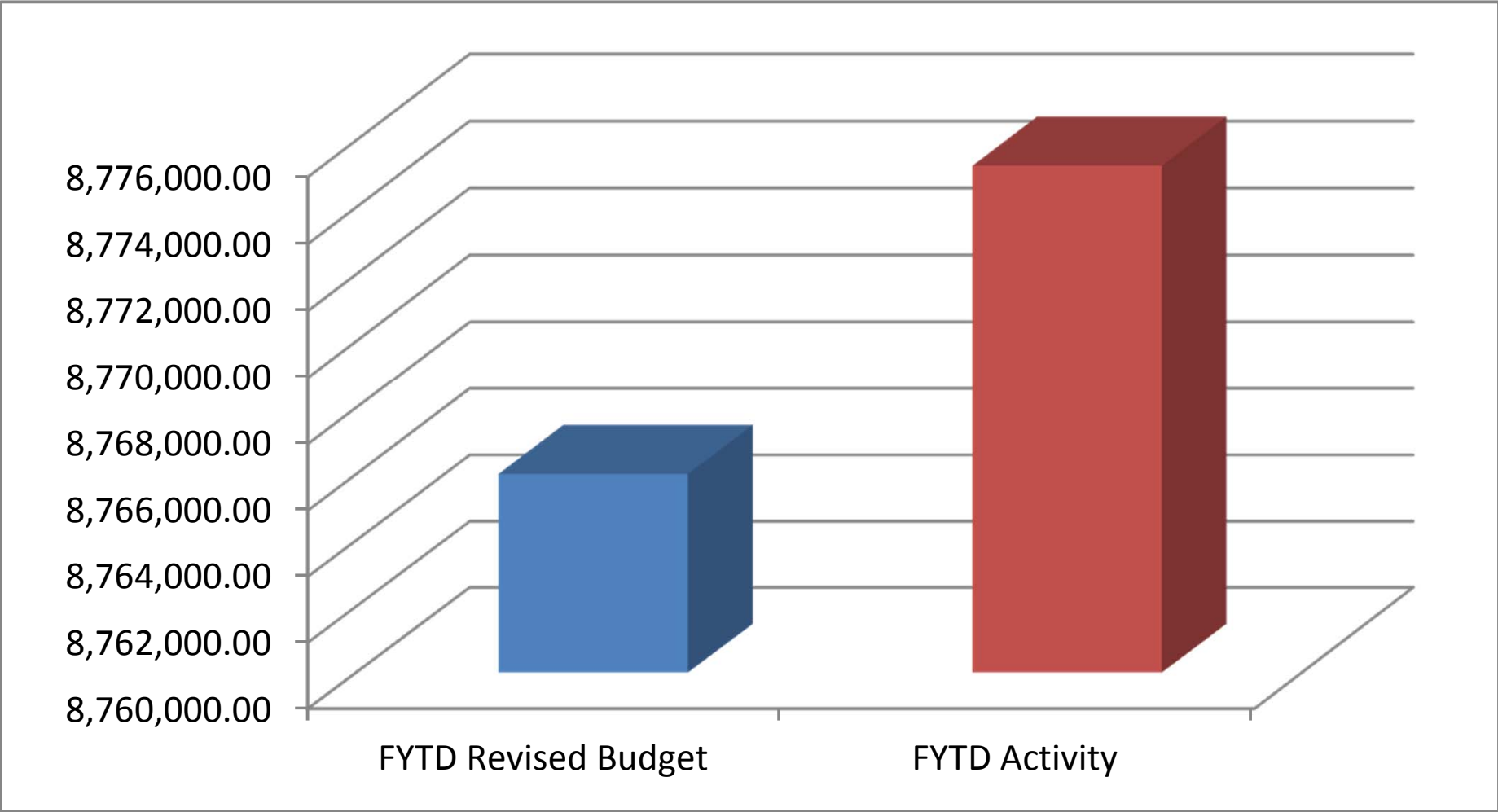


|     |                 | 2015-2016       |              | 2015-16      | 2015-16       | Encumbered | 2015-16 FYTD     | 2015-16 |
|-----|-----------------|-----------------|--------------|--------------|---------------|------------|------------------|---------|
| FN  |                 | Original Budget | FYTD         | Revised Bdgt | FYTD Activity | Amount     | Unencumbered Bal | FYTD %  |
| 240 | FOOD SERVICE    |                 |              |              |               |            |                  |         |
| 00  |                 |                 |              |              |               |            |                  |         |
| --- | R 00 57--       | ---             | ---          | ---          | ---           | ---        | ---              | ---     |
|     | LOCAL REVENUE   | 57--            | 785,000.00   | 785,000.00   | 807,754.40    | 0.00       | -22,754.40       | 102.90  |
| --- | R 00 58--       | ---             | 25,000.00    | 25,000.00    | 25,066.88     | 0.00       | -66.88           | 100.27  |
|     | STATE REVENUE   | 58--            |              |              |               |            |                  |         |
| --- | R 00 59--       | ---             | 3,620,000.00 | 3,620,000.00 | 2,852,370.53  | 0.00       | 767,629.47       | 78.79   |
|     | FEDERAL REVENUE | 59--            |              |              |               |            |                  |         |
| --- | R 00 ----       | ---             | 4,430,000.00 | 4,430,000.00 | 3,685,191.81  | 0.00       | 744,808.19       | 83.19   |
|     |                 | ----            |              |              |               |            |                  |         |
| 35  | FOOD SERVICES   |                 |              |              |               |            |                  |         |
| --- | E 35 61--       | ---             | 1,560,317.00 | 1,560,317.00 | 1,377,057.07  | 1,301.96   | 181,957.97       | 88.34   |
|     | FOOD SV         | 61--            |              |              |               |            |                  |         |
| --- | E 35 62--       | ---             | 2,533,000.00 | 2,550,989.00 | 2,271,622.13  | 5,846.42   | 273,520.45       | 89.28   |
|     | FOOD SV         | 62--            |              |              |               |            |                  |         |
| --- | E 35 63--       | ---             | 327,000.00   | 296,327.00   | 22,209.36     | 0.00       | 274,117.64       | 7.49    |
|     | FOOD SV         | 63--            |              |              |               |            |                  |         |
| --- | E 35 64--       | ---             | 500.00       | 850.00       | 683.67        | 0.00       | 166.33           | 93.91   |
|     | FOOD SV         | 64--            |              |              |               |            |                  |         |
| --- | E 35 66--       | ---             | 9,183.00     | 21,517.00    | 21,516.07     | 0.00       | 0.93             | 100.00  |
|     | FOOD SV         | 66--            |              |              |               |            |                  |         |
| --- | E 35 ----       | ---             | 4,430,000.00 | 4,430,000.00 | 3,693,088.30  | 7,148.38   | 729,763.32       | 83.53   |
|     | FOOD SV         | ----            |              |              |               |            |                  |         |
| --- | - - - - -       | ---             | 0.00         | 0.00         | -7,896.49     | -7,148.38  | 15,044.87        | 0.00    |
|     | FOOD SV         | ----            |              |              |               |            |                  |         |

**DEBT SERVICE  
FUND**

Board Monthly Reports-599 Debt Service Revenue-May 2016





|     |                       | 2015-2016       | 2015-16           | 2015-16       | Encumbered | 2015-16 FYTD     | 2015-16 |
|-----|-----------------------|-----------------|-------------------|---------------|------------|------------------|---------|
| FN  |                       | Original Budget | FYTD Revised Bdgt | FYTD Activity | Amount     | Unencumbered Bal | FYTD %  |
| 599 | DEBT SERVICE          |                 |                   |               |            |                  |         |
| 00  |                       |                 |                   |               |            |                  |         |
| --- | R 00 57-- -- -- -- -- | 13,372,500.00   | 13,372,500.00     | 13,052,788.08 | 0.00       | 319,711.92       | 97.61   |
| --- | R 00 58-- -- -- -- -- | 0.00            | 0.00              | 185,134.00    | 0.00       | -185,134.00      | 0.00    |
| --- | R 00 ---- -- -- -- -- | 13,372,500.00   | 13,372,500.00     | 13,237,922.08 | 0.00       | 134,577.92       | 98.99   |
| 71  | DEBT SERVICES         |                 |                   |               |            |                  |         |
| --- | E 71 65-- -- -- -- -- | 8,766,000.00    | 8,766,000.00      | 8,775,235.56  | 0.00       | -9,235.56        | 100.11  |
| --- | E 71 ---- -- -- -- -- | 8,766,000.00    | 8,766,000.00      | 8,775,235.56  | 0.00       | -9,235.56        | 100.11  |
| --- | - - - - -             | 4,606,500.00    | 4,606,500.00      | 4,462,686.52  | 0.00       | 143,813.48       | 96.88   |



**CAPITAL  
PROJECTS FUND**

|                      | ORG  | OBJ  | 2015-2016       |                         | 2015-16      | 2015-16       | Encumbered   | Unencumbered | 2015-16      |            |        |
|----------------------|------|------|-----------------|-------------------------|--------------|---------------|--------------|--------------|--------------|------------|--------|
|                      |      |      | Original Budget | FYTD                    | Revised Bdgt | FYTD Activity | Amount       | Balance      | FYTD %       |            |        |
| ---                  | E -- | ---- | 001             | HIGH SCHOOL             | ----         | 0.00          | 32,872.00    | 38,680.31    | 175.16       | -5,983.47  | 118.20 |
| ---                  | E -- | ---- | 002             | NINTH GRADE CENTER      | ----         | 0.00          | 572,848.00   | 36,624.02    | 536,223.65   | 0.33       | 100.00 |
| ---                  | E -- | ---- | 003             | COLLEGIATE HIGH SCHOOL  | ----         | 0.00          | 13,871.00    | 1,475.60     | 11,696.00    | 699.40     | 94.96  |
| ---                  | E -- | ---- | 041             | PERMENTER M.S.          | ----         | 0.00          | 223,791.00   | 223,783.68   | 7.30         | 0.02       | 100.00 |
| ---                  | E -- | ---- | 042             | COLEMAN MIDDLE SCHOOL   | ----         | 0.00          | 31,234.00    | 31,227.34    | 5.84         | 0.82       | 100.00 |
| ---                  | E -- | ---- | 101             | BRAY ELEMENTARY         | ----         | 0.00          | 1,382.00     | 1,347.39     | 34.31        | 0.30       | 99.98  |
| ---                  | E -- | ---- | 102             | PLUMMER ELEMENTARY      | ----         | 0.00          | 55,710.00    | 56,724.75    | 25.56        | -1,040.31  | 101.87 |
| ---                  | E -- | ---- | 103             | WEST INTERMEDIATE       | ----         | 0.00          | 328,184.00   | 300,050.85   | 5,192.79     | 22,940.36  | 93.01  |
| ---                  | E -- | ---- | 104             | HIGH POINTE ELEMENTARY  | ----         | 0.00          | 1,205.00     | 1,175.38     | 29.93        | -0.31      | 100.03 |
| ---                  | E -- | ---- | 105             | HIGHLANDS ELEMENTARY    | ----         | 0.00          | 103,642.00   | 103,634.71   | 8.03         | -0.74      | 100.00 |
| ---                  | E -- | ---- | 107             | WATERFORD OAKS ELEM.    | ----         | 0.00          | 641,211.00   | 637,563.53   | 13.87        | 3,633.60   | 99.43  |
| ---                  | E -- | ---- | 108             | LAKE RIDGE ELEMENTARY   | ----         | 0.00          | 1,382.00     | 1,347.39     | 34.31        | 0.30       | 99.98  |
| ---                  | E -- | ---- | 109             | JOE WILSON INTERMEDIATE | ----         | 0.00          | 2,352.00     | 2,293.43     | 58.39        | 0.18       | 99.99  |
| ---                  | E -- | ---- | 110             | COLLEGIATE PREP         | ----         | 0.00          | 1,476.00     | 1,475.60     | 0.00         | 0.40       | 99.97  |
| ---                  | E -- | ---- | 999             | DISTRICT WIDE           | ----         | 0.00          | 2,135,318.00 | 355,304.05   | 1,077,219.84 | 702,794.11 | 67.09  |
| ---                  | E -- | ---- | ---             | Expense                 | ----         | 0.00          | 4,146,478.00 | 1,792,708.03 | 1,630,724.98 | 723,044.99 | 82.56  |
| Grand Expense Totals |      |      |                 |                         |              | 0.00          | 4,146,478.00 | 1,792,708.03 | 1,630,724.98 | 723,044.99 | 82.56  |

Number of Accounts: 27

\*\*\*\*\* End of report \*\*\*\*\*

# **INVESTMENT REPORT**

**Cedar Hill Independent School District  
Investment Report  
Month of May 2016**

|   | Beginning<br>Balance<br>4/30/2016 | Deposits                      | Withdrawals                     | Interest for<br>Month      | Ending<br>Balance<br>5/31/2016 | Interest<br>Year to<br>Date |
|---|-----------------------------------|-------------------------------|---------------------------------|----------------------------|--------------------------------|-----------------------------|
| <b>Local Government Investment Cooperative (LOGIC)</b>  |                                   |                               |                                 |                            |                                |                             |
| M&O Fund including Federal (200-299)                    | \$ 18,346,624.94                  | \$ 2,445,654.83               | \$ (5,211,094.01)               | \$ 8,042.04                | \$ 15,589,227.80               | \$ 53,249.31                |
| Debt Service Fund                                       | 13,388,438.53                     | 48,650.80                     |                                 | 6,265.30                   | 13,443,354.63                  | 33,019.95                   |
| Activity Fund   | 371,173.89                        |                               | (206.41)                        | 173.18                     | 371,140.66                     | 1,067.59                    |
| Insurance Recovery Fund                                 | 2,098,705.19                      |                               |                                 | 979.63                     | 2,099,684.82                   | 6,031.80                    |
| Capital Project Fund                                    | 2,553,142.62                      |                               | (160,000.00)                    | 1,160.27                   | 2,394,302.89                   | 7,989.92                    |
|   | <u>\$ 36,758,085.17</u>           | <u>\$ 2,494,305.63</u>        | <u>\$ (5,371,300.42)</u>        | <u>\$ 16,620.42</u>        | <u>\$ 33,897,710.80</u>        | <u>\$ 101,358.57</u>        |
| <b>Texas Local Government Investment Pool (Texpool)</b> |                                   |                               |                                 |                            |                                |                             |
| Debt Service Fund                                       | 161,672.91                        | -                             | -                               | 46.69                      | 161,719.60                     | 295.24                      |
|   | <u>\$ 161,672.91</u>              | <u>\$ -</u>                   | <u>\$ -</u>                     | <u>\$ 46.69</u>            | <u>\$ 161,719.60</u>           | <u>\$ 295.24</u>            |
| <b>TOTAL</b>  | <u><b>\$ 36,919,758.08</b></u>    | <u><b>\$ 2,494,305.63</b></u> | <u><b>\$ (5,371,300.42)</b></u> | <u><b>\$ 16,667.11</b></u> | <u><b>\$ 34,059,430.40</b></u> | <u><b>\$ 101,653.81</b></u> |

I certify that the above investments comply with Cedar Hill ISD Policy CDA(LEGAL)-P and Cedar Hill ISD Policy CDA(LOCAL)-X., and the Texas Public Funds Investment Act (PFIA).

  
Dianne Duron

  
Teresa Thomas

  
Tina Hansen



CEDAR HILL ISD  
 ATTN DIANNE DURON  
 PO BOX 248  
 CEDAR HILL TX 75106-0248

**MONTHLY STATEMENT OF ACCOUNT**

**ACCOUNT:** 6000346002

**ACCOUNT NAME:** MAINTENANCE & OPERATING

**STATEMENT PERIOD:** 05/01/2016 - 05/31/2016

LOGIC MONTHLY SUMMARY: THE AVERAGE MONTHLY RATE WAS 0.5496%. THE AVERAGE WEIGHTED AVERAGE MATURITY WAS 41 DAYS AND THE NET ASSET VALUE FOR 05/31/16 WAS 1.000188.

**MONTHLY ACTIVITY DETAIL**

| TRANSACTION DATE | DESCRIPTION              | CONFIRMATION NUMBER | TRANSACTION AMOUNT | BALANCE       |
|------------------|--------------------------|---------------------|--------------------|---------------|
|                  | BEGINNING BALANCE        |                     |                    | 18,346,624.94 |
| 05/02/2016       | WIRE DEPOSIT             | 2046350             | 5,988.98           | 18,352,613.92 |
| 05/03/2016       | WIRE DEPOSIT             | 2046350             | 9,236.64           | 18,361,850.56 |
| 05/04/2016       | WIRE DEPOSIT             | 6767000             | 15,481.12          | 18,377,331.68 |
| 05/04/2016       | TRANSFER FROM 6000346001 | 6072389             | 206.41             | 18,377,538.09 |
| 05/04/2016       | TRANSFER TO 6000346050   | 6072390             | 11,094.01 -        | 18,366,444.08 |
| 05/05/2016       | WIRE DEPOSIT             | 204636              | 8,415.81           | 18,374,859.89 |
| 05/06/2016       | WIRE DEPOSIT             | 210893              | 6,985.63           | 18,381,845.52 |
| 05/09/2016       | WIRE DEPOSIT             | 2046351             | 2,900.90           | 18,384,746.42 |
| 05/10/2016       | WIRE DEPOSIT             | 183                 | 5,027.79           | 18,389,774.21 |
| 05/10/2016       | WIRE WITHDRAWAL          | 6072493             | 300,000.00 -       | 18,089,774.21 |
| 05/11/2016       | WIRE DEPOSIT             | 183                 | 1,239.84           | 18,091,014.05 |
| 05/12/2016       | WIRE WITHDRAWAL          | 6072584             | 500,000.00 -       | 17,591,014.05 |
| 05/16/2016       | WIRE DEPOSIT             | 5764                | 33.75              | 17,591,047.80 |
| 05/23/2016       | WIRE DEPOSIT             | 6072805             | 500,000.00         | 18,091,047.80 |
| 05/23/2016       | WIRE WITHDRAWAL          | 6072739             | 4,000,000.00 -     | 14,091,047.80 |
| 05/24/2016       | WIRE DEPOSIT             | 5764                | 67.94              | 14,091,115.74 |
| 05/25/2016       | WIRE DEPOSIT             | 9505                | 1,573,300.00       | 15,664,415.74 |
| 05/25/2016       | WIRE DEPOSIT             | 9505                | 8,326.75           | 15,672,742.49 |
| 05/26/2016       | WIRE DEPOSIT             | 221794              | 4,817.27           | 15,677,559.76 |
| 05/26/2016       | WIRE WITHDRAWAL          | 6072877             | 400,000.00 -       | 15,277,559.76 |
| 05/27/2016       | WIRE DEPOSIT             | 204638              | 136,863.29         | 15,414,423.05 |

IF YOU HAVE ANY QUESTIONS, PLEASE CONTACT LOGIC PARTICIPANT SERVICES AT 1-800-895-6442





**MONTHLY STATEMENT OF ACCOUNT (continued)**

**ACCOUNT:** 6000346002

**ACCOUNT NAME:** MAINTENANCE & OPERATING

**STATEMENT PERIOD:** 05/01/2016 - 05/31/2016

**MONTHLY ACTIVITY DETAIL (continued)**

| TRANSACTION DATE | DESCRIPTION     | CONFIRMATION NUMBER | TRANSACTION AMOUNT | BALANCE       |
|------------------|-----------------|---------------------|--------------------|---------------|
| 05/27/2016       | WIRE DEPOSIT    | 204638              | 107,736.14         | 15,522,159.19 |
| 05/27/2016       | WIRE DEPOSIT    | 204638              | 40,671.63          | 15,562,830.82 |
| 05/27/2016       | WIRE DEPOSIT    | 204638              | 6,749.22           | 15,569,580.04 |
| 05/27/2016       | WIRE DEPOSIT    | 204638              | 3,421.76           | 15,573,001.80 |
| 05/27/2016       | WIRE DEPOSIT    | 204638              | 2,209.52           | 15,575,211.32 |
| 05/31/2016       | WIRE DEPOSIT    | 183                 | 6,008.19           | 15,581,219.51 |
| 05/31/2016       | MONTHLY POSTING | 9999888             | 8,008.29           | 15,589,227.80 |
|                  | ENDING BALANCE  |                     |                    | 15,589,227.80 |

**MONTHLY ACCOUNT SUMMARY**

|                   |               |
|-------------------|---------------|
| BEGINNING BALANCE | 18,346,624.94 |
| TOTAL DEPOSITS    | 2,445,688.58  |
| TOTAL WITHDRAWALS | 5,211,094.01  |
| TOTAL INTEREST    | 8,008.29      |
| ENDING BALANCE    | 15,589,227.80 |
| AVERAGE BALANCE   | 17,162,238.26 |

**ACTIVITY SUMMARY (YEAR-TO-DATE)**

| ACCOUNT NAME            | DEPOSITS      | WITHDRAWALS   | INTEREST  |
|-------------------------|---------------|---------------|-----------|
| MAINTENANCE & OPERATING | 17,050,613.69 | 20,361,095.64 | 42,252.61 |





CEDAR HILL ISD  
 ATTN DIANNE DURON  
 PO BOX 248  
 CEDAR HILL TX 75106-0248

**MONTHLY STATEMENT OF ACCOUNT**

**ACCOUNT:** 6000346001

**ACCOUNT NAME:** ACTIVITY FUND

**STATEMENT PERIOD:** 05/01/2016 - 05/31/2016

LOGIC MONTHLY SUMMARY: THE AVERAGE MONTHLY RATE WAS 0.5496%. THE AVERAGE WEIGHTED AVERAGE MATURITY WAS 41 DAYS AND THE NET ASSET VALUE FOR 05/31/16 WAS 1.000188.

| MONTHLY ACTIVITY DETAIL |                        |                     |                    |            |
|-------------------------|------------------------|---------------------|--------------------|------------|
| TRANSACTION DATE        | DESCRIPTION            | CONFIRMATION NUMBER | TRANSACTION AMOUNT | BALANCE    |
|                         | BEGINNING BALANCE      |                     |                    | 371,173.89 |
| 05/04/2016              | TRANSFER TO 6000346002 | 6072389             | 206.41 -           | 370,967.48 |
| 05/31/2016              | MONTHLY POSTING        | 9999888             | 173.18             | 371,140.66 |
|                         | ENDING BALANCE         |                     |                    | 371,140.66 |

| MONTHLY ACCOUNT SUMMARY |  |            |
|-------------------------|--|------------|
| BEGINNING BALANCE       |  | 371,173.89 |
| TOTAL DEPOSITS          |  | 0.00       |
| TOTAL WITHDRAWALS       |  | 206.41     |
| TOTAL INTEREST          |  | 173.18     |
| ENDING BALANCE          |  | 371,140.66 |
| AVERAGE BALANCE         |  | 370,987.46 |

| ACTIVITY SUMMARY (YEAR-TO-DATE) |          |             |          |
|---------------------------------|----------|-------------|----------|
| ACCOUNT NAME                    | DEPOSITS | WITHDRAWALS | INTEREST |
| ACTIVITY FUND                   | 1.63     | 669.20      | 768.93   |





CEDAR HILL ISD  
 ATTN DIANNE DURON  
 PO BOX 248  
 CEDAR HILL TX 75106-0248

**MONTHLY STATEMENT OF ACCOUNT**

**ACCOUNT:** 6000346050

**ACCOUNT NAME:** DEBT SERVICE

**STATEMENT PERIOD:** 05/01/2016 - 05/31/2016

LOGIC MONTHLY SUMMARY: THE AVERAGE MONTHLY RATE WAS 0.5496%. THE AVERAGE WEIGHTED AVERAGE MATURITY WAS 41 DAYS AND THE NET ASSET VALUE FOR 05/31/16 WAS 1.000188.

**MONTHLY ACTIVITY DETAIL**

| TRANSACTION DATE | DESCRIPTION              | CONFIRMATION NUMBER | TRANSACTION AMOUNT | BALANCE       |
|------------------|--------------------------|---------------------|--------------------|---------------|
|                  | BEGINNING BALANCE        |                     |                    | 13,388,438.53 |
| 05/02/2016       | WIRE DEPOSIT             | 2046350             | 2,797.44           | 13,391,235.97 |
| 05/03/2016       | WIRE DEPOSIT             | 2046350             | 4,307.84           | 13,395,543.81 |
| 05/04/2016       | WIRE DEPOSIT             | 6767000             | 7,151.56           | 13,402,695.37 |
| 05/04/2016       | TRANSFER FROM 6000346002 | 6072390             | 11,094.01          | 13,413,789.38 |
| 05/05/2016       | WIRE DEPOSIT             | 204636              | 3,905.80           | 13,417,695.18 |
| 05/06/2016       | WIRE DEPOSIT             | 210893              | 3,233.34           | 13,420,928.52 |
| 05/09/2016       | WIRE DEPOSIT             | 2046351             | 1,353.60           | 13,422,282.12 |
| 05/10/2016       | WIRE DEPOSIT             | 183                 | 2,344.67           | 13,424,626.79 |
| 05/11/2016       | WIRE DEPOSIT             | 183                 | 578.19             | 13,425,204.98 |
| 05/25/2016       | WIRE DEPOSIT             | 9505                | 3,750.09           | 13,428,955.07 |
| 05/26/2016       | WIRE DEPOSIT             | 221794              | 2,246.52           | 13,431,201.59 |
| 05/27/2016       | WIRE DEPOSIT             | 204638              | 3,085.20           | 13,434,286.79 |
| 05/31/2016       | WIRE DEPOSIT             | 183                 | 2,802.54           | 13,437,089.33 |
| 05/31/2016       | MONTHLY POSTING          | 9999888             | 6,265.30           | 13,443,354.63 |
|                  | ENDING BALANCE           |                     |                    | 13,443,354.63 |







**MONTHLY STATEMENT OF ACCOUNT (continued)**

**ACCOUNT:** 6000346050

**ACCOUNT NAME:** DEBT SERVICE


**STATEMENT PERIOD:** 05/01/2016 - 05/31/2016

**MONTHLY ACCOUNT SUMMARY**

|                   |               |
|-------------------|---------------|
| BEGINNING BALANCE | 13,388,438.53 |
| TOTAL DEPOSITS    | 48,650.80     |
| TOTAL WITHDRAWALS | 0.00          |
| TOTAL INTEREST    | 6,265.30      |
| ENDING BALANCE    | 13,443,354.63 |
| AVERAGE BALANCE   | 13,422,698.72 |

**ACTIVITY SUMMARY (YEAR-TO-DATE)**

| ACCOUNT NAME | DEPOSITS     | WITHDRAWALS  | INTEREST  |
|--------------|--------------|--------------|-----------|
| DEBT SERVICE | 6,142,386.95 | 5,251,354.70 | 27,553.61 |





CEDAR HILL ISD  
 ATTN DIANNE DURON  
 PO BOX 248  
 CEDAR HILL TX 75106-0248

**MONTHLY STATEMENT OF ACCOUNT**

**ACCOUNT:** 6000346003

**ACCOUNT NAME:** CAPITAL EXPENDITURES

**STATEMENT PERIOD:** 05/01/2016 - 05/31/2016

LOGIC MONTHLY SUMMARY: THE AVERAGE MONTHLY RATE WAS 0.5496%. THE AVERAGE WEIGHTED AVERAGE MATURITY WAS 41 DAYS AND THE NET ASSET VALUE FOR 05/31/16 WAS 1.000188.

| <b>MONTHLY ACTIVITY DETAIL</b> |                    |                            |                           |                |
|--------------------------------|--------------------|----------------------------|---------------------------|----------------|
| <b>TRANSACTION DATE</b>        | <b>DESCRIPTION</b> | <b>CONFIRMATION NUMBER</b> | <b>TRANSACTION AMOUNT</b> | <b>BALANCE</b> |
|                                | BEGINNING BALANCE  |                            |                           | 2,553,142.62   |
| 05/19/2016                     | WIRE WITHDRAWAL    | 6072715                    | 160,000.00 -              | 2,393,142.62   |
| 05/31/2016                     | MONTHLY POSTING    | 9999888                    | 1,160.27                  | 2,394,302.89   |
|                                | ENDING BALANCE     |                            |                           | 2,394,302.89   |

| <b>MONTHLY ACCOUNT SUMMARY</b> |              |
|--------------------------------|--------------|
| BEGINNING BALANCE              | 2,553,142.62 |
| TOTAL DEPOSITS                 | 0.00         |
| TOTAL WITHDRAWALS              | 160,000.00   |
| TOTAL INTEREST                 | 1,160.27     |
| ENDING BALANCE                 | 2,394,302.89 |
| AVERAGE BALANCE                | 2,486,045.85 |

| <b>ACTIVITY SUMMARY (YEAR-TO-DATE)</b> |                 |                    |                 |
|--|-----------------|--------------------|-----------------|
| <b>ACCOUNT NAME</b>                    | <b>DEPOSITS</b> | <b>WITHDRAWALS</b> | <b>INTEREST</b> |
| CAPITAL EXPENDITURES                   | 123.57          | 321,123.57         | 5,309.62        |



CEDAR HILL ISD  
 ATTN DIANNE DURON  
 PO BOX 248  
 CEDAR HILL TX 75106-0248

**MONTHLY STATEMENT OF ACCOUNT**

**ACCOUNT:** 6000346005

**ACCOUNT NAME:** INSURANCE RECOVERY

**STATEMENT PERIOD:** 05/01/2016 - 05/31/2016

LOGIC MONTHLY SUMMARY: THE AVERAGE MONTHLY RATE WAS 0.5496%. THE AVERAGE WEIGHTED AVERAGE MATURITY WAS 41 DAYS AND THE NET ASSET VALUE FOR 05/31/16 WAS 1.000188.

| <b>MONTHLY ACTIVITY DETAIL</b> |                   |                     |                    |              |
|--------------------------------|-------------------|---------------------|--------------------|--------------|
| TRANSACTION DATE               | DESCRIPTION       | CONFIRMATION NUMBER | TRANSACTION AMOUNT | BALANCE      |
|                                | BEGINNING BALANCE |                     |                    | 2,098,705.19 |
| 05/31/2016                     | MONTHLY POSTING   | 9999888             | 979.63             | 2,099,684.82 |
|                                | ENDING BALANCE    |                     |                    | 2,099,684.82 |

| <b>MONTHLY ACCOUNT SUMMARY</b> |              |
|--------------------------------|--------------|
| BEGINNING BALANCE              | 2,098,705.19 |
| TOTAL DEPOSITS                 | 0.00         |
| TOTAL WITHDRAWALS              | 0.00         |
| TOTAL INTEREST                 | 979.63       |
| ENDING BALANCE                 | 2,099,684.82 |
| AVERAGE BALANCE                | 2,098,705.19 |

| <b>ACTIVITY SUMMARY (YEAR-TO-DATE)</b> |          |             |          |
|--|----------|-------------|----------|
| ACCOUNT NAME                           | DEPOSITS | WITHDRAWALS | INTEREST |
| INSURANCE RECOVERY                     | 0.00     | 0.00        | 4,345.52 |



TexPool Participant Services  
 C/O Federated Investors Inc.  
 1001 Texas Avenue, Suite 1400  
 Houston, TX 77002



# Participant Statement

CEDAR HILL ISD  
 DEBT SERVICE  
 ATTN DIANNE DURON  
 PO BOX 248  
 CEDAR HILL TX 75106-0248

**Statement Period** 05/01/2016 - 05/31/2016

Page 1 of 2

**Customer Service** 1-866-TEX-POOL  
**Location ID** 000077334  
**Investor ID** 000004908

## TexPool Update

Did you know that you can update your contact information with TexPool via TexConnect Online without having to complete an additional form? After entering your Location #, PIN and Password, click Maintenance on the blue menu bar to get started!

## TexPool Summary

| Pool Name                              | Beginning Balance   | Total Deposits | Total Withdrawals | Total Interest | Current Balance     | Average Balance |
|--|---------------------|----------------|-------------------|----------------|---------------------|-----------------|
| Texas Local Government Investment Pool | \$161,717.81        | \$0.00         | \$0.00            | \$46.69        | \$161,764.50        | \$161,719.32    |
| <b>Total Dollar Value</b>              | <b>\$161,717.81</b> | <b>\$0.00</b>  | <b>\$0.00</b>     | <b>\$46.69</b> | <b>\$161,764.50</b> |                 |

## Portfolio Value

| Pool Name                              | Pool/Account  | Market Value (05/01/2016) | Share Price (05/31/2016) | Shares Owned (05/31/2016) | Market Value (05/31/2016) |
|--|---------------|---------------------------|--------------------------|---------------------------|---------------------------|
| Texas Local Government Investment Pool | 449/571500001 | \$161,717.81              | \$1.00                   | 161,764.500               | \$161,764.50              |
| <b>Total Dollar Value</b>              |               | <b>\$161,717.81</b>       |                          |                           | <b>\$161,764.50</b>       |

## Interest Summary

| Pool Name                              | Pool/Account  | Month-to-Date Interest | Year-to-Date Interest |
|--|---------------|------------------------|-----------------------|
| Texas Local Government Investment Pool | 449/571500001 | \$46.69                | \$211.90              |
| <b>Total</b>                           |               | <b>\$46.69</b>         | <b>\$211.90</b>       |

